

**Future Utility Models
based on
Distributed Energy Resources**

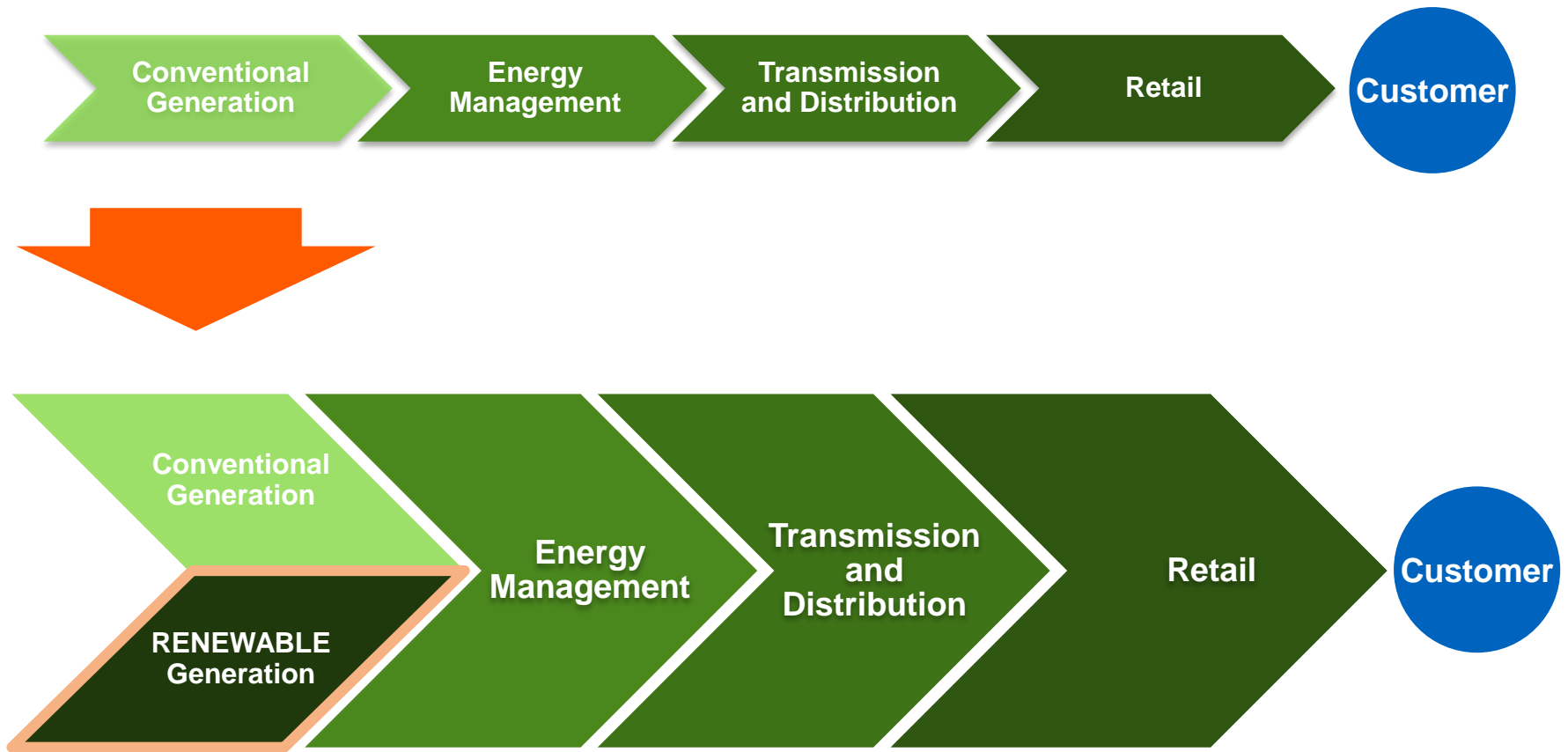
July 2014



IBERDROLA







The sector already faced the challenge of renewables ...

From a value chain based on conventional generation...



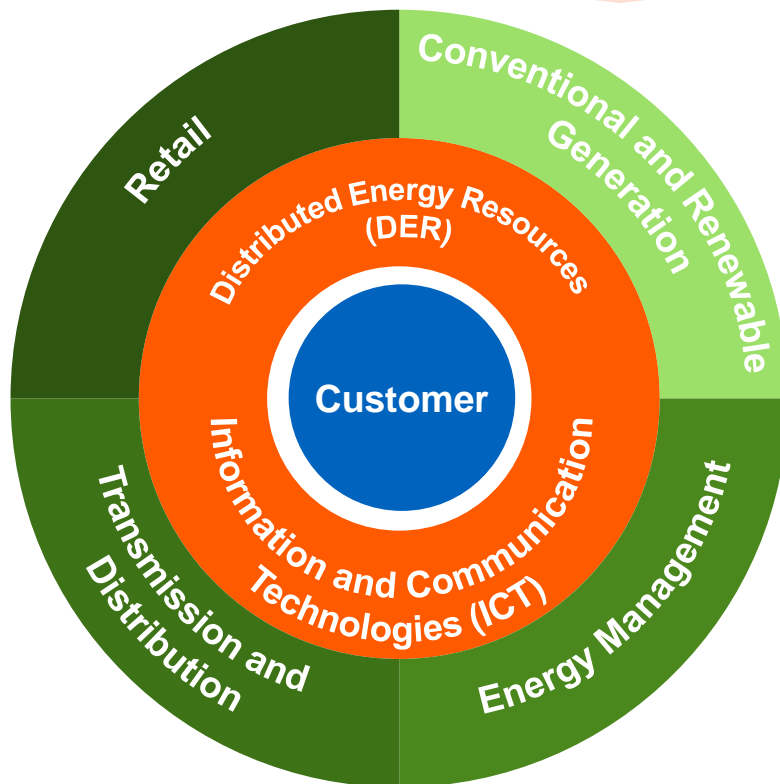
...to successfully integrate a **growing and massive** input of **centralized renewable generation** projects

... with large utilities reacting successfully ...

Traditional Business				Renewable Energy Business
Conventional Generation	Energy Management	Transmission and Distribution	Retail	Renewable Energy Generation
				E.ON Climate & Renewables: Renewable generation subsidiary (2007) 5 GW Onshore, Offshore, Solar
				Gaz de France 5 GW Onshore, Offshore, Solar, Biomass
				RWE Innogy Renewable generation subsidiary (2008) 2.8 GW Onshore, Offshore, Solar
				Southern California Edison 4 GW Onshore, Geothermal
				 IBERDROLA Renovables Renewable generation subsidiary (2001) 14 GW Onshore, Offshore, Solar, Marine, Biomass

... and the industry value chain keeps evolving ...


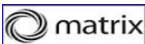






























From a **traditional energy model** based on **ASSETS** ...



...to an **innovative CLIENT-focused business model**, which uses new facilitators (DER, ICT) to offer **more innovative and competitive products and services**

... requiring adaptation to new business opportunities












Energy efficiency / Distributed Energy Resources / Smart infrastructures

New companies	Acquisitions / Joint Venture	Corporate Venture Capital
<p>E.On Connecting Energies Distributed Energy Resources</p> 	<p>Matrix (£85M- £100M) Energy efficiency in commercial buildings UK</p> 	<p>E.On Ventures</p>       
<p>COFELY Energy and Environmental Efficiency</p> 	<p>Balfour Beatty UK Facilities Management business</p>  <p>ECOVA US Energy Services</p> 	<p>GDF Corporate Venturing</p>    
<p>RWE/ Partnerships</p> 	<p>Green GECCO (RWE Innogy + 29 Municipal Utilities)</p> 	<p>Innogy Venture Capital</p>     
<p>Edison Energy Distributed Energy Resources</p> 	<p>SoCore Energy Rooftop solar installations I&C</p> 	<p>Minority Investments Clean Power Finance</p> 
<p>Iberdrola Servicios Energéticos Products and services for energy saving and efficiency</p> 	<p>In progress</p>	<p>PERSEO</p>     

New comers into the sector

Leading companies in other contexts are entering the energy sector, taking advantage of **emerging business opportunities** like distributed generation, smart homes and electric vehicle, among others.

In addition, several of them are committed to **service aggregation**

Company	Sector	New Energy Business
Telefónica 	Telco	<ul style="list-style-type: none"> Through its subsidiary (Telefónica Soluciones de Informática y Comunicaciones de España), approved an extension of its corporate purposes to include electricity retail to large clients
Vodafone 	Telco	<ul style="list-style-type: none"> E-mobility, Smart meters, Grid management, Energy management
Google 	ICT	<ul style="list-style-type: none"> \$915M investment in renewable energy Smart thermostats: Nest Labs' acquisition for \$3.2b 
Chevron 	Fuels	<ul style="list-style-type: none"> Energy saving systems in buildings Design of efficient plants Energy management: Smart meters, analysis systems Development of renewable energy projects (solar, geothermal, biomass)
Volkswagen 	Automotive	<ul style="list-style-type: none"> Agreement with LichtBlick in Germany for selling micro-CHP to residential and commercial clients 
Pepephone 	Telephony	<ul style="list-style-type: none"> PepeEnergy: electricity retailer, fair and tailored rates to end users' needs 
Grupo Villar Mir 	Infrastructures	<ul style="list-style-type: none"> Electricity and gas retailer Energy efficiency services and representation of special-regime producers 

Two complementary approaches to the energy business

Traditional Utility



Strategy based on ASSETS

Resources focused on core business

Bigger regulatory pressure

High entry barriers

Electricity as the main business driver

High structural costs

Rooted and traditional corporate culture and values

Sector under social pressure

New Utility



Strategy based on the CUSTOMERS

Flexibility towards facing new business opportunities and approaches

Less regulatory pressure

Few entry barriers

New businesses: diversity of products and services

New work environment

Dynamic and adaptive internal culture

Perception of innovative company

New resources in the energy sector

- Distributed Generation (PV, micro CHP, heat generation, ...)
- Distributed storage
- Loads (Demand)
- Data

Information and Communication Technologies (ICT)

- Smart meters
- Smart grids
- Connectivity
- Mobility
- Cloud computing
- Big data
- Analytics
- Machine learning
- Social Networks
- Gamification
- E-Business ...

Regulation, policies and support schemes

- Unbundling
- Climate change
- Security of supply
- Net metering
- Self-supply
- Efficiency
- ICT
- Feed-in tariffs
- ...

Business models based on new products and services applicable and adaptable to any geography

...facilitating an offer based on new products & services

Generation and storage distributed assets

Installation, management, O&M and/or financing of distributed generation and/or assets management for residential, commercial and industrial customers



Energy demand management and optimization

Use of smart appliances to optimize and generate demand and cost efficiency in electrical and thermal loads



New products & services portfolio (customer data)

Follow-up and excellence services in distributed energy systems. Engagement through exhaustive customer intelligence towards a more costly and efficient use of energy



Distributed assets' aggregation

Building of micro-grids, VPPs, zonal aggregated systems and Community Choice Aggregations. Decentralized energy systems design and operation



Distributed Solar: PV perspectives



Solar PV

2012 Cost ~ 2€/Wp (LCOE ~150-100 €/MWh)

2020 Cost ~1€/Wp (LCOE ~ 100-60€/MWh)

World capacity (2012 →100GW; 2020→350GW?)

c-Si multi-crystalline PV solar system

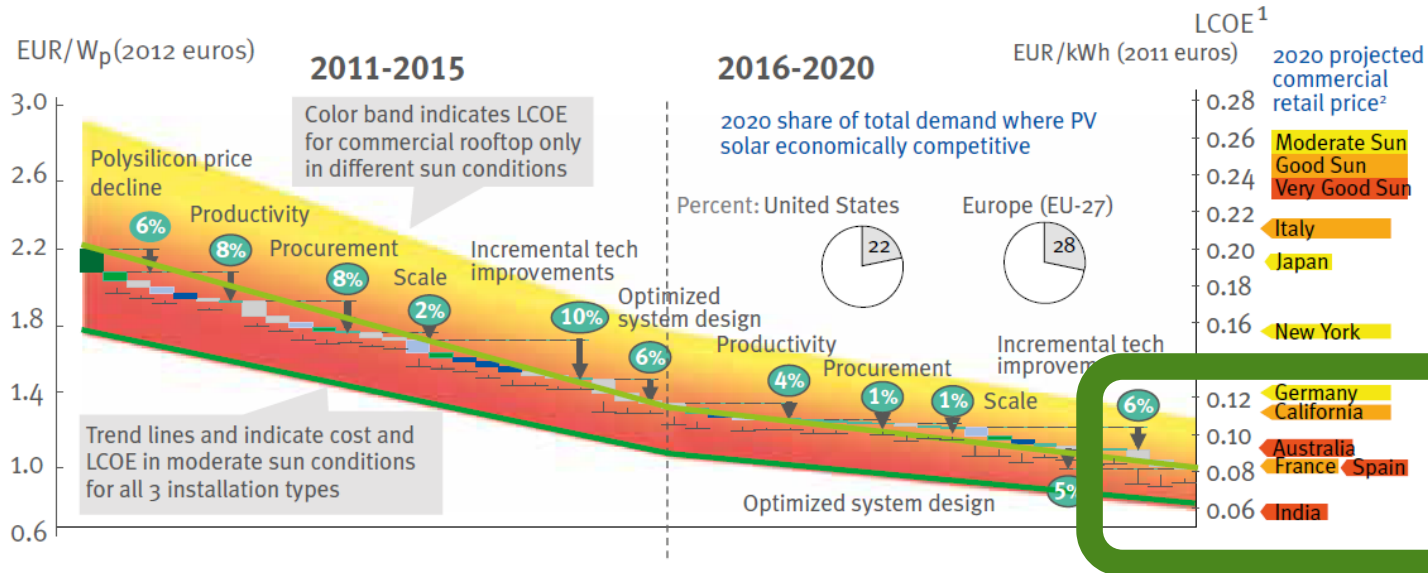
Best-in-class installed system cost (no margins)

Installation type

- 5 KW Rooftop (residential)
- 100 KW Rooftop (commercial)
- 10 MW Ground-mounted (wholesale)
- ⊥ Stand-alone Cost Decrease

Segment

- Module
- Wafer
- Cell
- BOS
- Polysilicon



Source: Mckinsey

Distributed solar: SolarCity



Call 888.765.2489

Login

FOR HOME BUSINESS & GOVERNMENT WHY SOLARCITY COMPANY



Every 5 Minutes
Someone Switches to Clean, More Affordable Energy With SolarCity

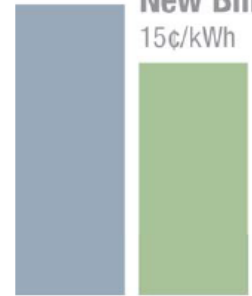
[Free Consultation](#)

[Learn More](#)

The Anderson Family

Old Bill
18¢/kWh

New Bill
15¢/kWh



Take Control of Your Energy Costs

Save \$250

by signing up in May

Business & Government

See why Walmart, eBay, the U.S. Military and more than 1,000 other organizations chose to partner with SolarCity

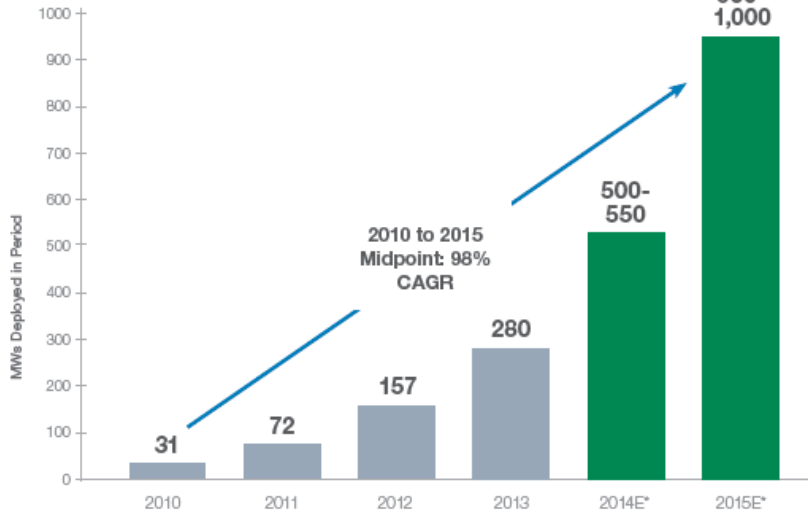
900-1,000 profiles

Why SolarCity

#1

America's Leading Full Service Solar Provider*

[Learn More](#)



Power Your Career. [Join our team!](#)

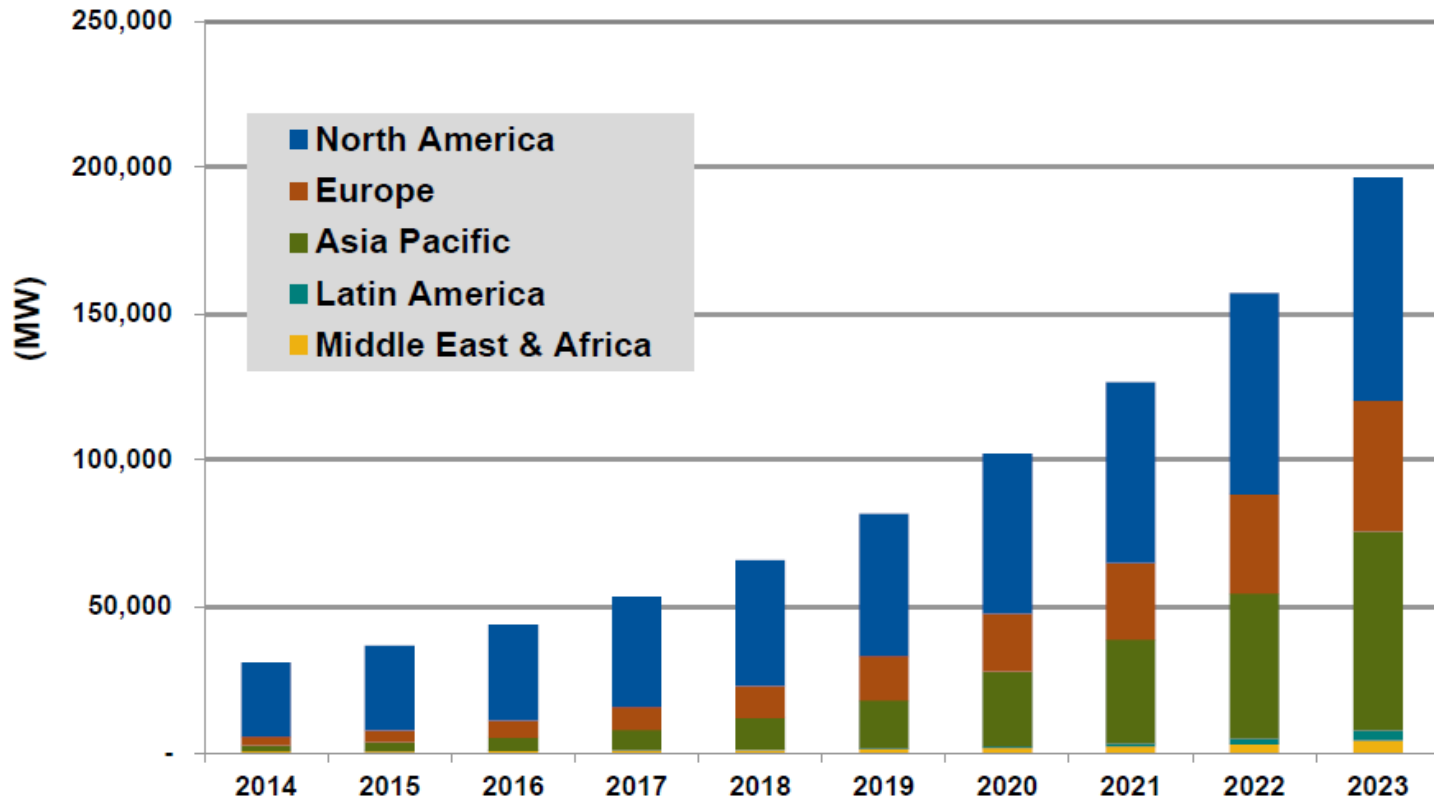
Our Vision

Create the most compelling energy company of the 21st century by

through distributed generation

Demand response

Chart 1.1 DR Capacity by Region, World Markets: 2014-2023



(Source: Navigant Research)

Demand response: Enernoc



for business | for utilities | solutions | our network | resources | contact us



Connecting Enterprises, Utilities, and Grid Operators

Take Control of Your Energy Bill

Our *Peak Demand Management 101* guide teaches you how to tame costly demand charges

Get the guide

Powerful Energy Intelligence Software



Commercial Buildings and Institutions

Unlock smart solutions to use less energy, identify waste, and optimize your portfolio.

READ MORE



Industrial and Manufacturing Facilities

Gain visibility into your energy use and take control of costly peak demand charges.

LEARN HOW



Utilities and Grid Operators

Are you a utility, system operator, or energy retailer? We can help you meet your demand-side management goals.

FIND OUT MORE

\$879,188,192
Dollars Saved

19,315,671
Tonnes of CO₂ Saved

85,411,426 MB
Data Streaming into Our NOC

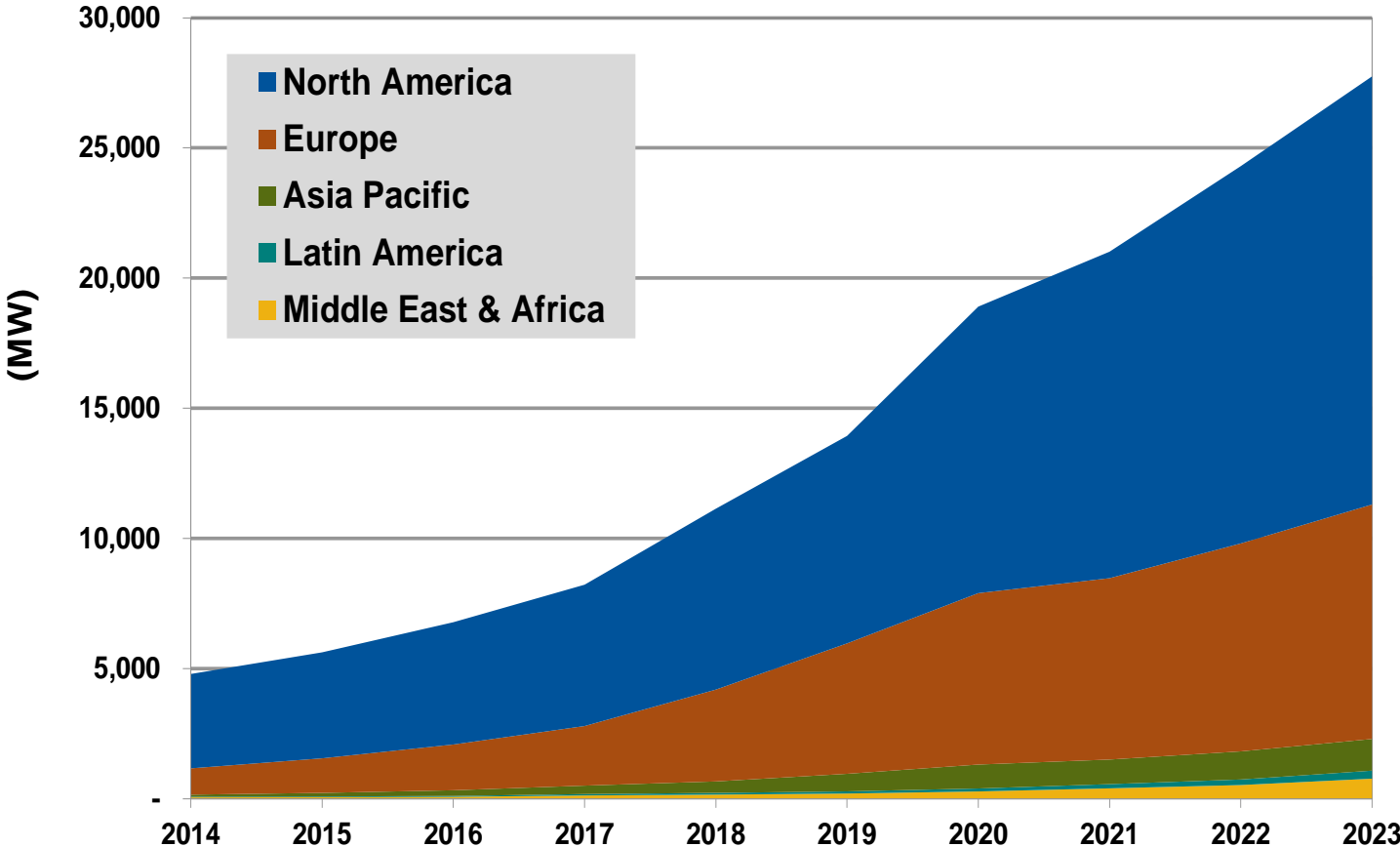
\$15,100,000,000
Energy Spend Under Management

24,000-27,000MW
Peak Load Under Management

Virtual Power Plants

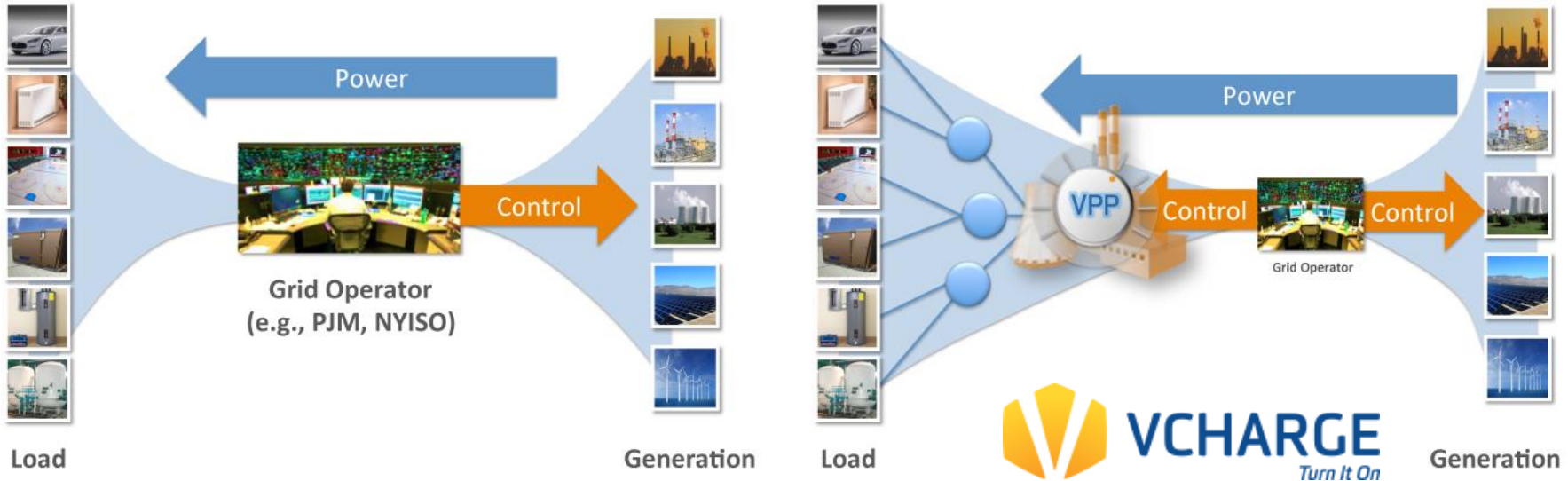
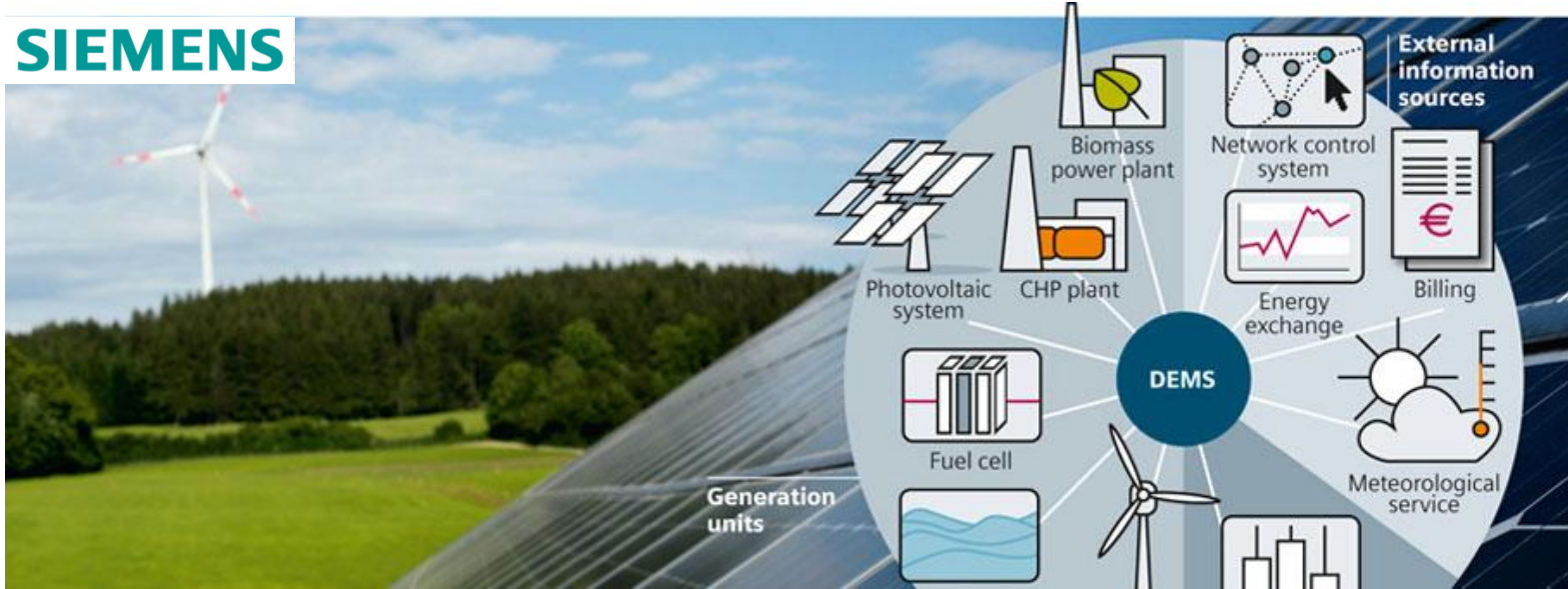


Total Annual VPP Power Capacity by Region, Base Scenario, World Markets: 2014-2023



Virtual Power Plants

SIEMENS



Data: New ways to engage with the client



The diagram shows a stack of services provided by OPower:

- Concurrent Outbound Messaging
- Web & Mobile Frameworks
- Thermostat Management
- Personalization Engine
- Big Data Analytics
- Data Integration System



Growing competence with an innovative P&S portfolio

Distributed assets



Demand generation & optimization



Customer data management



Aggregation & optimization



**Future Utility Models
based on
Distributed Energy Resources**

July 2014

