

BCG

THE BOSTON CONSULTING GROUP

Climate Paths and Sector Coupling

MIT - CEEPR Meeting

Berlin, July 2/3, 2018



Climate Paths for Germany

Unique
fact base

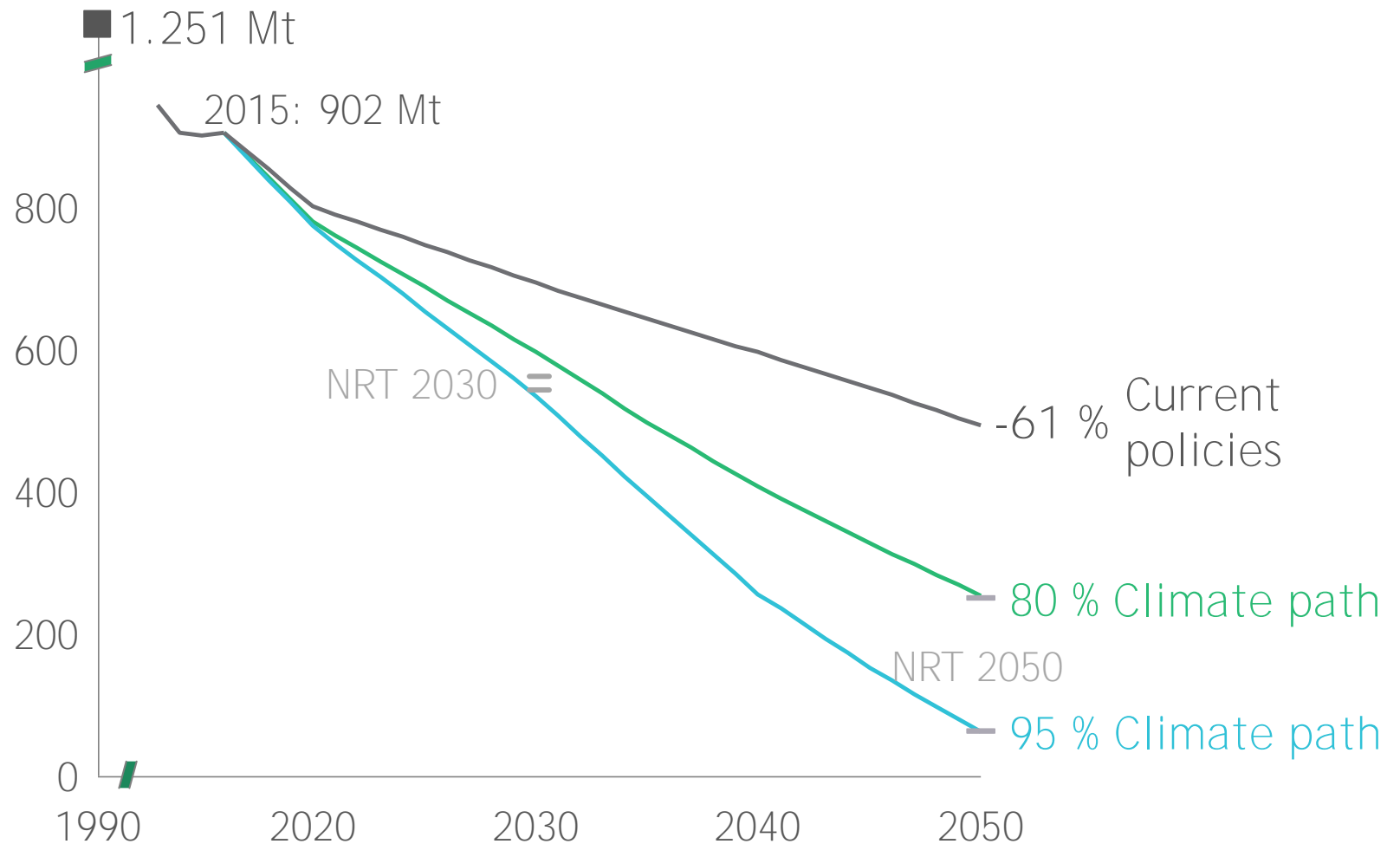
Broad validation
of results

All sectors
Analysis level: individual
GHG reduction measures
Optimized to minimize
GHG abatement costs
Investments, costs,
GDP-effects

68 industry associations and
companies
~ 200 industry experts
~ 40 workshops
Scientific board

61 % greenhouse gas reduction even under a 'current policies' scenario, but a major gap to national reduction target remains

Greenhouse Gas (GHG) Emissions in Germany Mt CO₂e



NRT = National reduction targets of German government (corridor)

80% path achievable with existing technologies

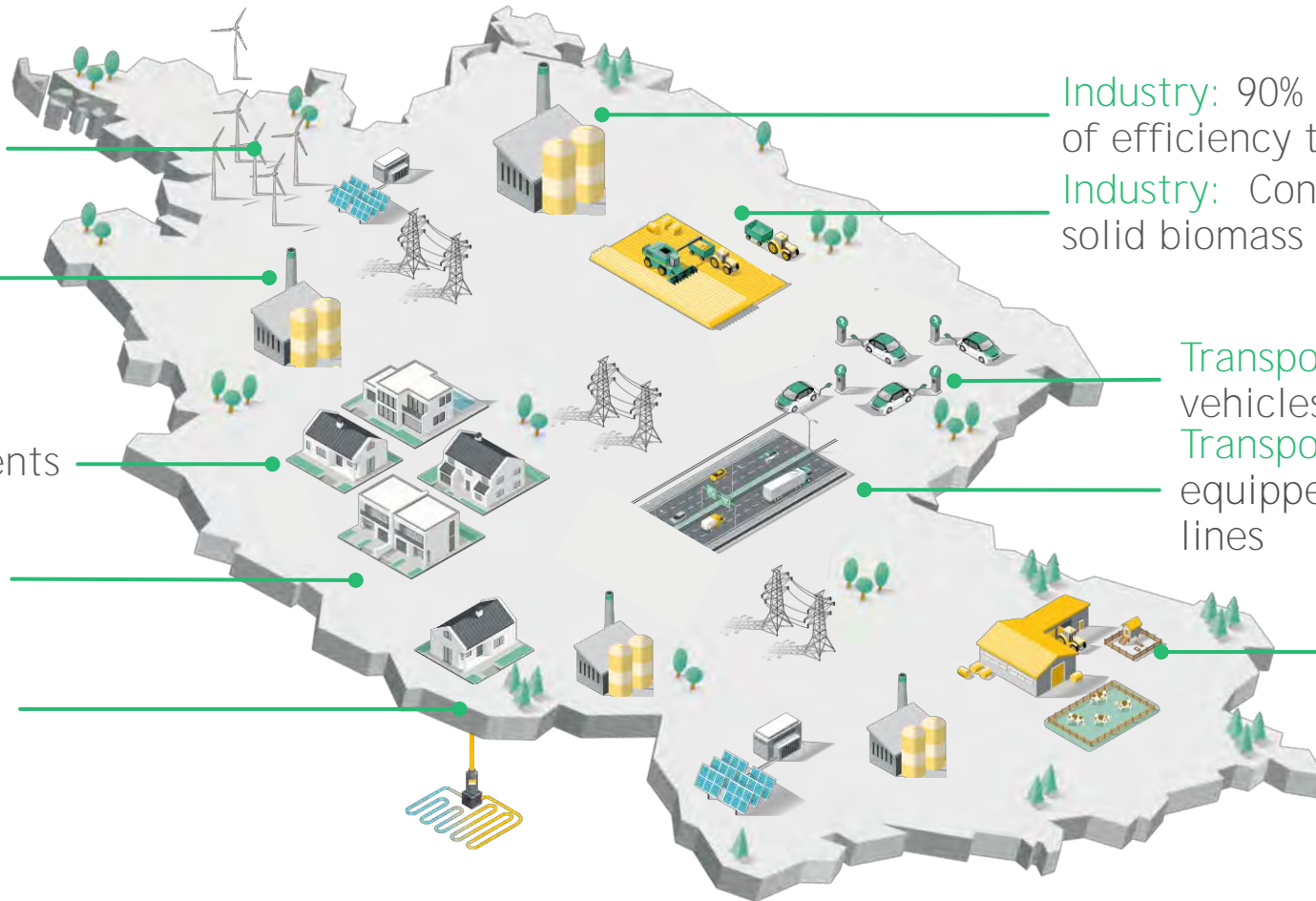
Energy: 240 GW wind and PV, grid expansion

Energy: Gradual replacement of coal with gas

Buildings: 50% more insulation/refurbishments (1.7% p.a.)

Buildings: Expanded urban district heating

Buildings: 14M heat pumps, mainly in 1- to 2-family homes



Industry: 90% penetration of efficiency technologies

Industry: Concentration of national solid biomass for heat < 500°C

Transport: 26M electric vehicles, 2/3 of passenger cars

Transport: 4,000 km of freeway equipped with truck overhead lines

Agriculture: More efficient use of fertilizer

95% path pushes boundaries of technology and acceptance

340 TWh imports of renewable fuels (PtL, PtG)

Energy: 292 GW wind and PV, grid expansion

Energy: 100% renewable through PtG, gas grid as seasonal storage facility

Buildings: 70% more insulation/refurbishments (1.9% p.a.)

Buildings: 100% emissions-free heat (esp. through 16M heat pumps and district heating)

Industry: 100% renewable heat through biogas/PtG ...

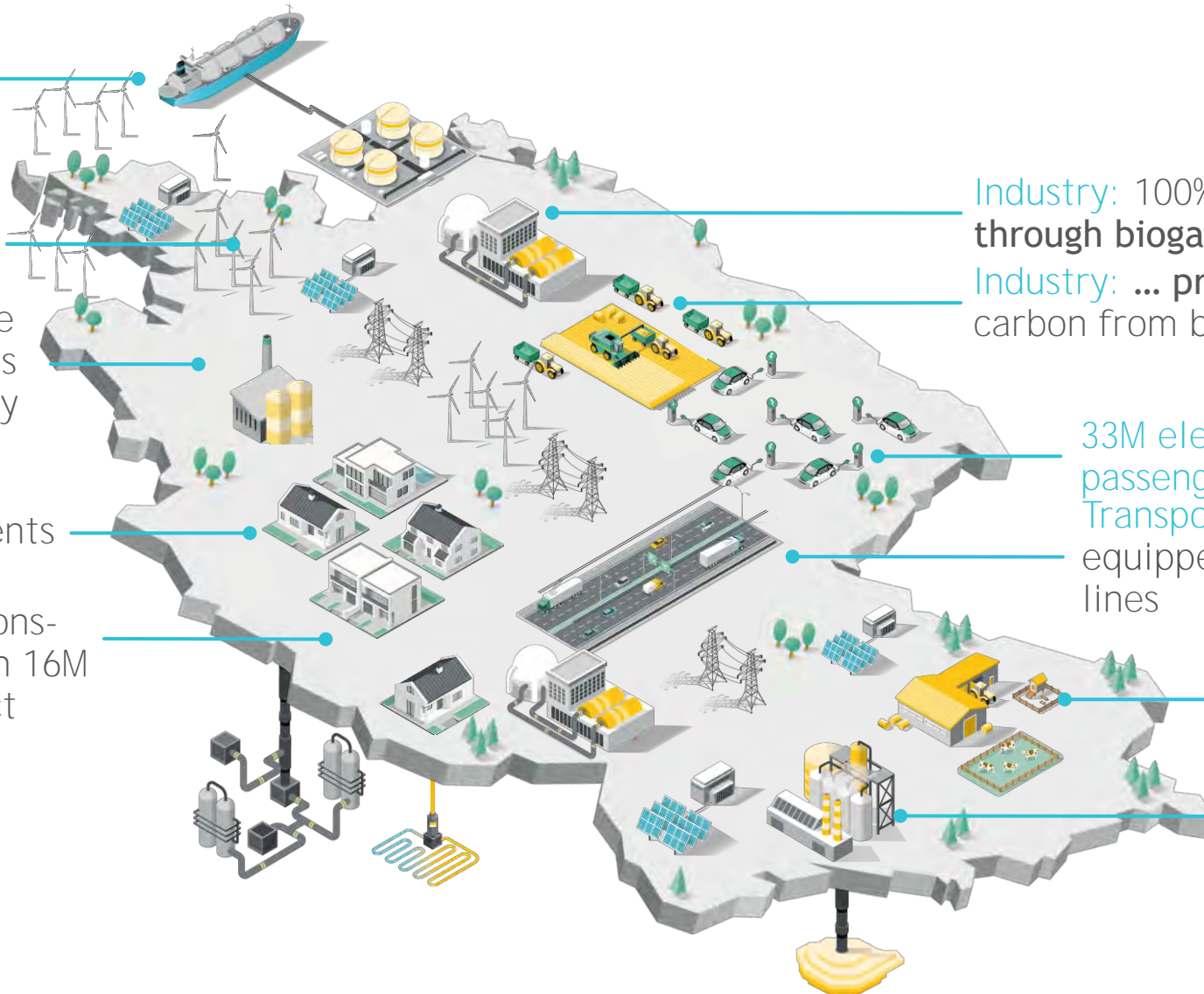
Industry: ... produced with recycled carbon from biomass combustion

33M electric vehicles, 4/5 of passenger cars

Transport: 8,000 km of freeway equipped with truck overhead lines

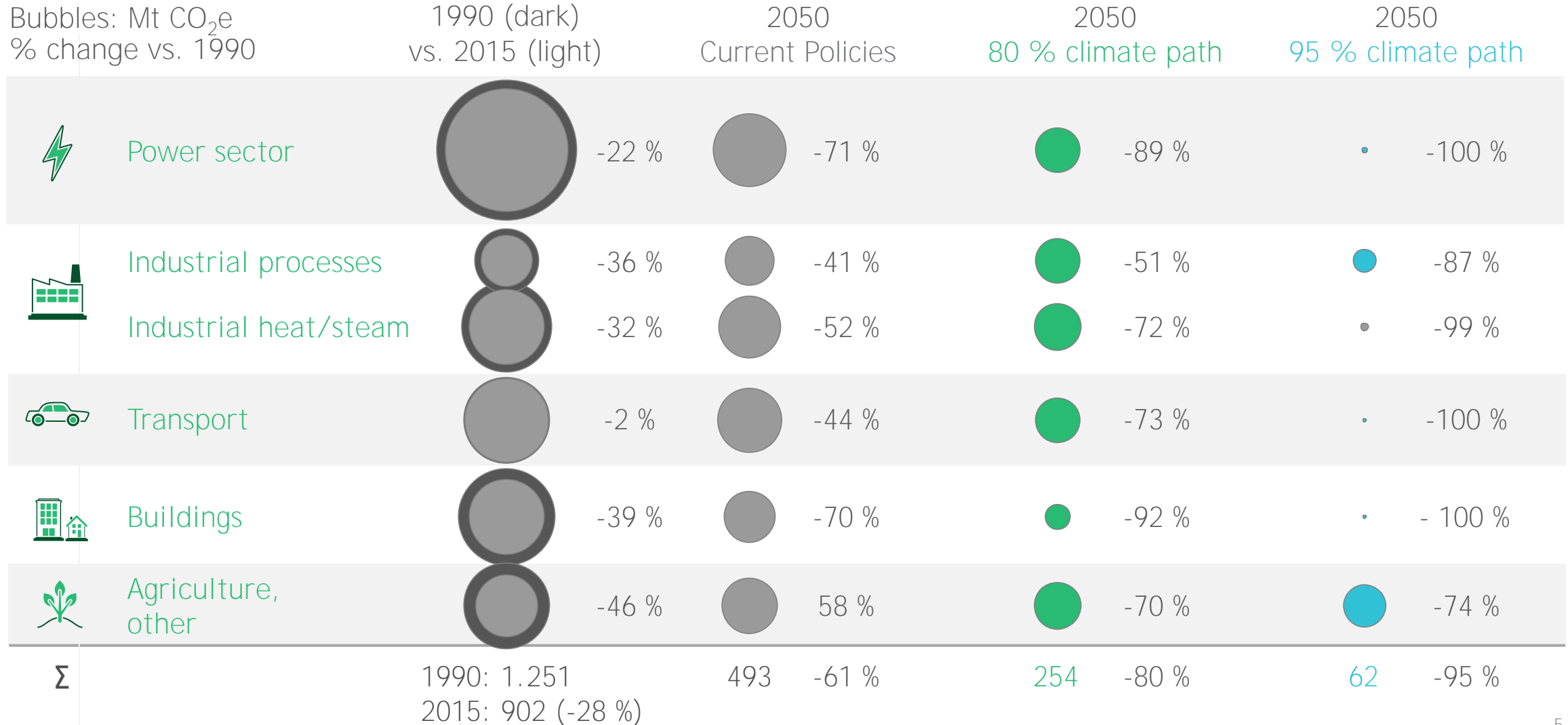
Agriculture: "Methane pill" for the cattle population

Carbon capture and storage for steel, cement, steam reforming, refineries, and waste incineration



95 % target requires zero emissions in most sectors

Bubbles: Mt CO₂e
% change vs. 1990



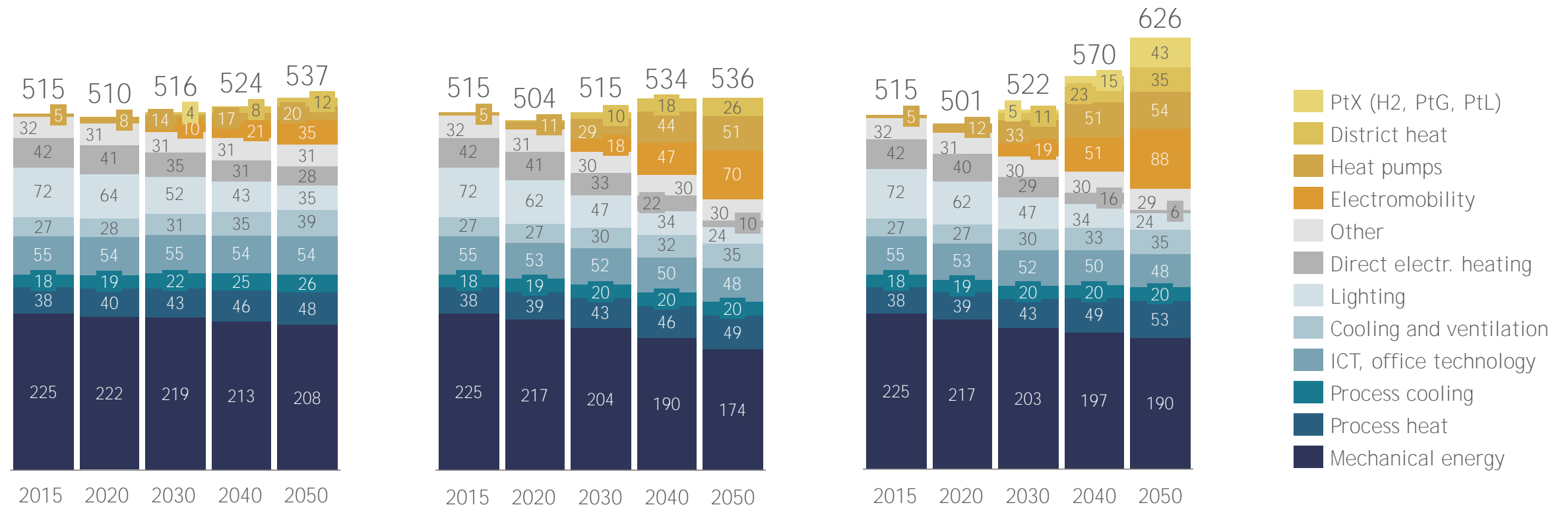
Net electricity consumption increases only moderately

Net electricity consumption by application (in TWh)

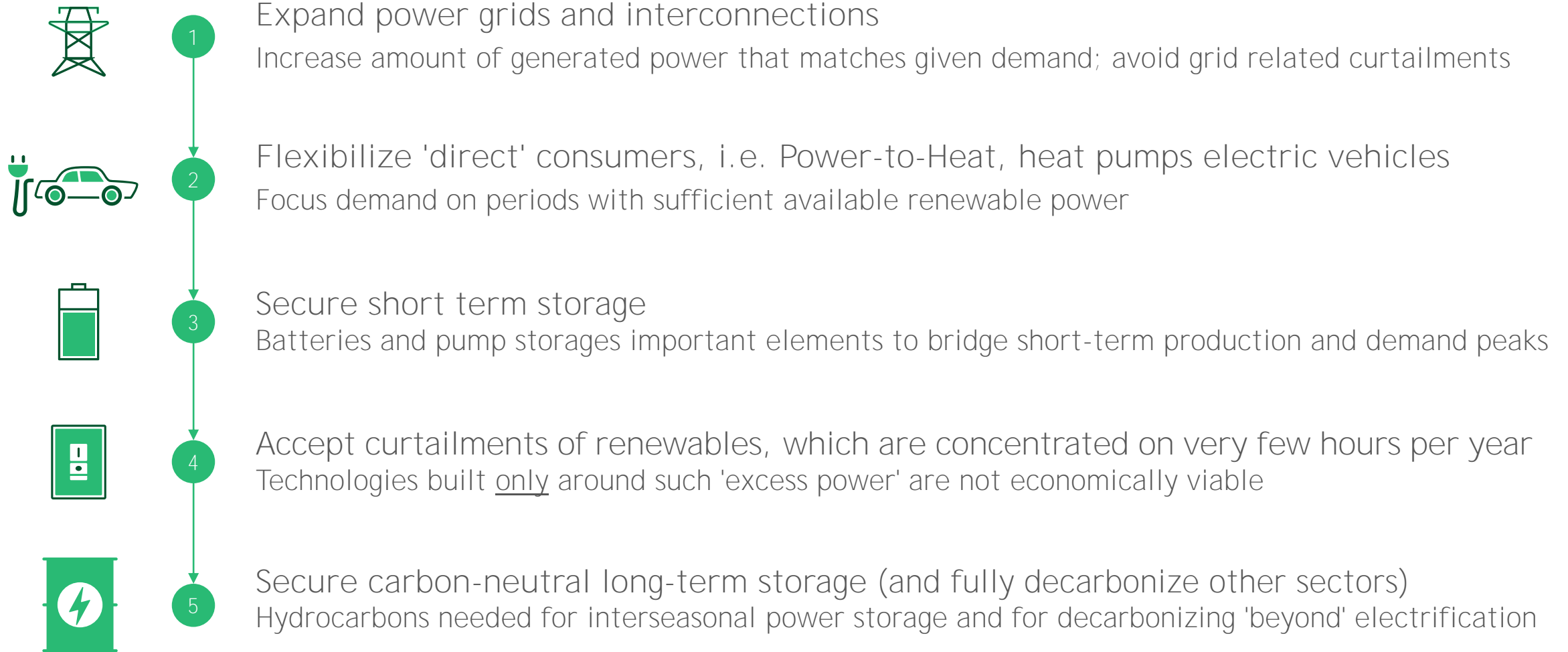
Current Policies

80% Climate Path

95% Climate Path

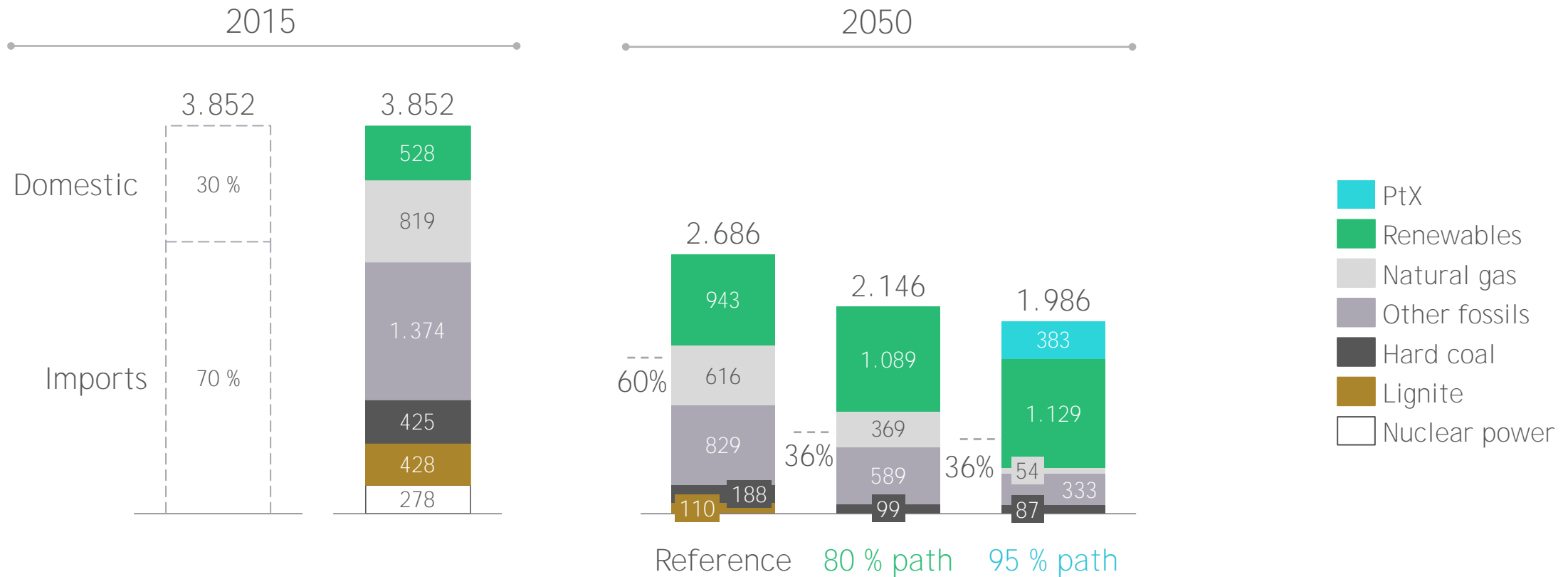


Power flexibility 'merit order': PtX needed for long-term storage





Fundamental change in energy mix, significant import reduction

Primary energy consumption across all German sectors (TWh)



Remarks: including international bunker fuels
Source: Prognos; BCG

„Demystification” of German climate paths



Myth

"Tech break-through needed"

"All electric society"

"Hydrogen economy"

"Large amounts of excess power"

"Import dependency"

Study outcome

More than 80 % GHG reduction with current technologies

Electrification is important for GHG reductions, but power demand hardly increases

Broad use of hydrogen would require further cost depression

Grid expansion, power trade, and flexibilization limit curtailment need for renewables

Energy imports reduced by up to 80 %; but: no energy autarky either

Technology breakthroughs in PV, H₂ or storage would increase option space

80% economically feasible—95% only possible globally

80% Climate Path

95% Climate Path



Additional investments¹

€1,500B (energy €430B)

€2,300B (energy €620B)



Additional cost to the economy¹

€470B (energy €156B)
Avg. €15B annually

€960B (energy €196B)
Avg. €30B annually



GDP effect

At least a breakeven in all scenarios

Breakeven in case of global cooperation

Major investment effort

Feasible on a macroeconomic level



Major social and technological effort

Only feasible with a global consensus



1. Cumulative for the years 2015 to 2050; including investments and additional costs of the reference; Capital costs calculated with a macroeconomic interest rate of 2%, imports at border-crossing prices

Summary



No new technologies needed

- G20 nations could close **at least two thirds of the gap** between current-policies emissions and their 2°C contributions with proven technologies
- Also for the remaining gap solutions exist today



Systemic, economically optimized approaches required

- All countries should install **systemic economic optimization** as guiding principle.
- Many countries can take **significant unilateral action** without suffering an early-mover disadvantage
- **All could benefit economically** from moving closer to its 2°C emission target



Time to move

- **Policymakers** should take a systemic view across sectors and develop national mitigation agendas that maximize economic gain
- **Companies** need to prepare for a world with accelerated growth in carbon-neutral technologies and declining fossil fuel consumption



BCG

THE BOSTON CONSULTING GROUP

bcg.com